

- 1
- 2
- 3
- 4
- 5
- 6
- 7
- 8
- 9
- 10
- 11
- 12
- 13
- 14
- 15
- 16
- 17
- 18

SPECIFICATION

Steel

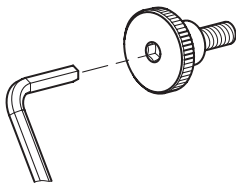

- Property class 8
- Head surface precision turned
- Zinc plated, blue passivated **ZB**

FEATURES AND APPLICATIONS

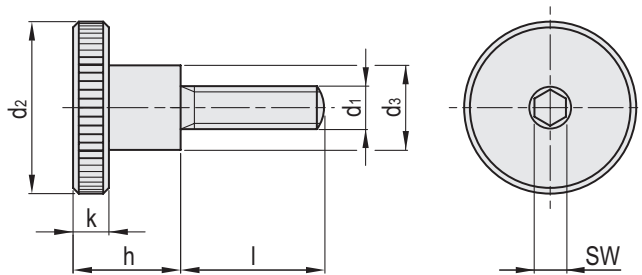
Knurled knobs GN 464.1 have the same dimensions as specified in knurled knobs DIN 464 (see page -). The thread of the screws generally extends up to the shoulder and ends in a runout without recess.

In comparison with DIN 464 (see page -), knurled knobs GN 464.1 are made of a higher-quality material and additionally have an internal hexagon.

This makes them suitable for a wide range of applications. They can also be quickly and easily operated without tools, or, if higher torques values are required, they can be tightened or loosened with a hexagon socket screw key.



| Conversion Table | |
|-------------------|------|
| 1 mm = 0.039 inch | |
| d3 | |
| mm | inch |
| 10 | 0.39 |
| 12 | 0.47 |
| 16 | 0.62 |
| 20 | 0.78 |



METRIC

| Code | Description | d1 | d2 | d3 | h | k | l | sw | △△ |
|----------|--------------------|------|----|----|------|---|----|----|-----|
| GN.21001 | GN 464.1-M5-10-ZB | M 5 | 20 | 10 | 11.5 | 4 | 10 | 4 | 15 |
| GN.21002 | GN 464.1-M5-12-ZB | M 5 | 20 | 10 | 11.5 | 4 | 12 | 4 | 16 |
| GN.21003 | GN 464.1-M5-16-ZB | M 5 | 20 | 10 | 11.5 | 4 | 16 | 4 | 18 |
| GN.21004 | GN 464.1-M5-20-ZB | M 5 | 20 | 10 | 11.5 | 4 | 20 | 4 | 20 |
| GN.21011 | GN 464.1-M6-12-ZB | M 6 | 24 | 12 | 15 | 5 | 12 | 5 | 28 |
| GN.21012 | GN 464.1-M6-16-ZB | M 6 | 24 | 12 | 15 | 5 | 16 | 5 | 32 |
| GN.21013 | GN 464.1-M6-20-ZB | M 6 | 24 | 12 | 15 | 5 | 20 | 5 | 36 |
| GN.21014 | GN 464.1-M6-25-ZB | M 6 | 24 | 12 | 15 | 5 | 25 | 5 | 41 |
| GN.21021 | GN 464.1-M8-16-ZB | M 8 | 30 | 16 | 18 | 6 | 16 | 6 | 62 |
| GN.21022 | GN 464.1-M8-20-ZB | M 8 | 30 | 16 | 18 | 6 | 20 | 6 | 67 |
| GN.21023 | GN 464.1-M8-25-ZB | M 8 | 30 | 16 | 18 | 6 | 25 | 6 | 73 |
| GN.21024 | GN 464.1-M8-30-ZB | M 8 | 30 | 16 | 18 | 6 | 30 | 6 | 78 |
| GN.21031 | GN 464.1-M10-20-ZB | M 10 | 36 | 20 | 23 | 8 | 20 | 8 | 107 |
| GN.21032 | GN 464.1-M10-25-ZB | M 10 | 36 | 20 | 23 | 8 | 25 | 8 | 114 |
| GN.21033 | GN 464.1-M10-30-ZB | M 10 | 36 | 20 | 23 | 8 | 30 | 8 | 121 |
| GN.21034 | GN 464.1-M10-40-ZB | M 10 | 36 | 20 | 23 | 8 | 40 | 8 | 130 |

Clamping elements